


SpareBank 1 Boligkreditt AS - Mortgage Covered Bonds

Covered Bonds / Norway

Contacts	Rodriguez-Vigil, Tomas - +34 (917) 688-231 - Tomas.Rodriguez-Vigil@moodys.com Bhattacharya, Atri - +91 (806) 113-3560 - Atri.Bhattacharya@moodys.com	 Click on the icon to download to Excel & to see Glossary of terms used Click here to access the covered bond programme webpage on moodys.com
Monitoring Client Service Desk	Monitor.CB@moodys.com London: +44 20 7772-5454, csdlondon@moodys.com	

Reporting as of:	30/09/2018	All amounts in NOK (unless otherwise specified)	For information on how to read this report, see the latest Moody's Global Covered Bond Monitoring Overview
Data as provided to Moody's Investors Service (note 1)			

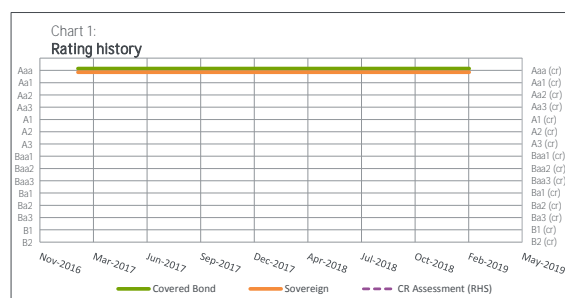
I. Programme Overview

Overview

Year of initial rating assignment:	2007	
Total outstanding liabilities:	NOK	201,170,506,018
Total assets in the Cover Pool:	NOK	218,482,448,811
Issuer name / CR Assessment:	SpareBank 1 Boligkreditt / Unpublished	
Group or parent name / CR Assessment:	Sparebank 1 Alliance / Unpublished	
Main collateral type:	Residential	

Ratings

Covered bonds rating:	Aaa	
Entity used in Moody's EL & TPI analysis:	SpareBank 1 Boligkreditt AS	
CB anchor:	CR Assessment + 1 notch	
CR Assessment:	Unpublished	
SUR:	Unpublished	
Unsecured claim used for Moody's EL analysis:	Yes	



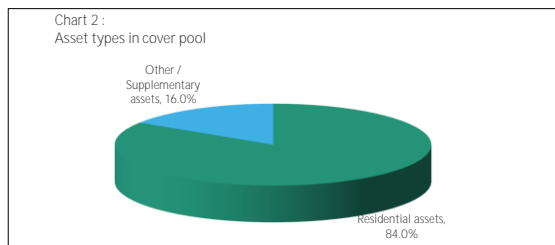
II. Value of the Cover Pool

Collateral quality

Collateral Score:	5.0%	
Collateral Score excl. systemic risk:	2.7%	

Cover Pool losses

Collateral Risk (Collateral Score post-haircut):	3.4%	37%
Market Risk:	5.6%	63%
	9.0%	(100%)



III. Over-Collateralisation Levels (notes 2 & 3)

Over-Collateralisation (OC) figures presented below can include Eligible and Non-Eligible collateral. Over-Collateralisation levels are provided on nominal basis

Current situation

Committed OC (Nominal):	2.0%
Current OC:	8.6%
OC consistent with current rating (note 4)	0.5%

Sensitivity scenario CB anchor

	OC consistent with current rating	
Scenario 1: CB anchor is lowered by	1 notch	n/a

IV. Timely Payment Indicator & TPI Leeway

Timely Payment Indicator (TPI):	High
TPI Leeway:	4

Legal framework

Does a specific covered bond law apply for this programme:	Yes
Main country in which collateral is based:	Norway
Country in which issuer is based:	Norway

Timely payment

Refinancing period for principal payments of 6 months or greater:	Yes
Liquidity reserve to support timely payments on all issuances:	No

(note 1) The data reported in this PO is based on information provided by the issuer and may include certain assumptions made by Moody's. Moody's accepts no responsibility for the information provided to it and, whilst it believes the assumptions it has made are reasonable, cannot guarantee that they are or will remain accurate. Although Moody's encourages all issuers to provide reporting data in a consistent manner, there may be differences in the way that certain data is categorised by issuers. The data reporting template (which Issuers are requested to use) is available on request.

(note 2) This assumes the Covered Bonds rating is not constrained by the TPI. Also to the extent rating assumptions change following a downgrade or an upgrade of the Issuer, the necessary OC stated here may also change. This is especially significant in the case of CR assessments of A3(cr) or Baa1(cr), as the necessary OC following a 1 notch downgrade may then be substantially higher than the amount suggested here as market risks are considered more critically by Moody's at this time. In any event, the necessary OC amounts stated here are subject to change at anytime at Moody's discretion.

(note 3) This is the minimum OC calculated to be consistent with the current rating under Moody's expected loss model. However, the level of OC consistent with a given rating level may differ from this amount where ratings are capped under the TPI framework and, for example, where committee discretion is applied.

(note 4) The OC consistent with the current rating is the minimum level of over-collateralisation which is necessary to support the covered bond rating at its current level on the basis of the pool as per the cut-off date. The sensitivity run is based on certain assumptions, including that the Covered Bonds rating is not constrained by the TPI. Further, this sensitivity run is a model output only and therefore a simplification as it does not take into account certain assumptions that may change as an issuer is downgraded, and as a result the actual OC number consistent with the current rating may be higher than shown. The OC required may also differ from the model output in situations when committee discretion is applied. In any event, the OC amounts stated here are subject to change at any time at Moody's discretion.

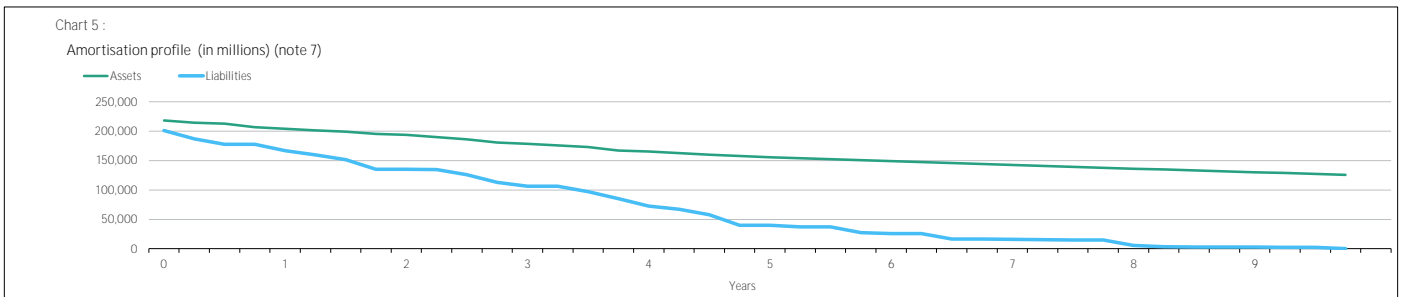
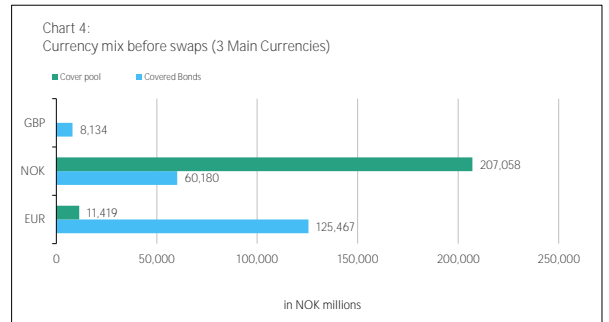
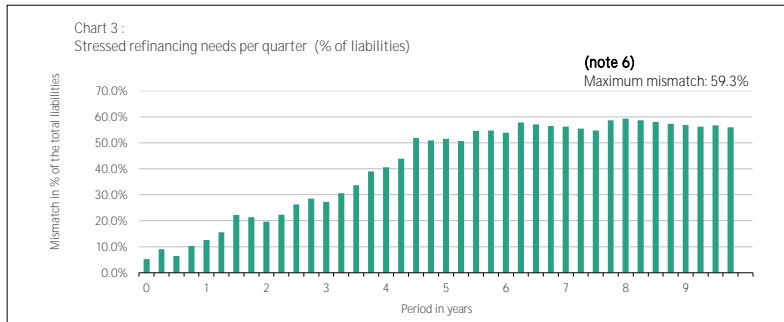
V. Asset Liability Profile

Interest Rate & Duration Mismatch (note 5)

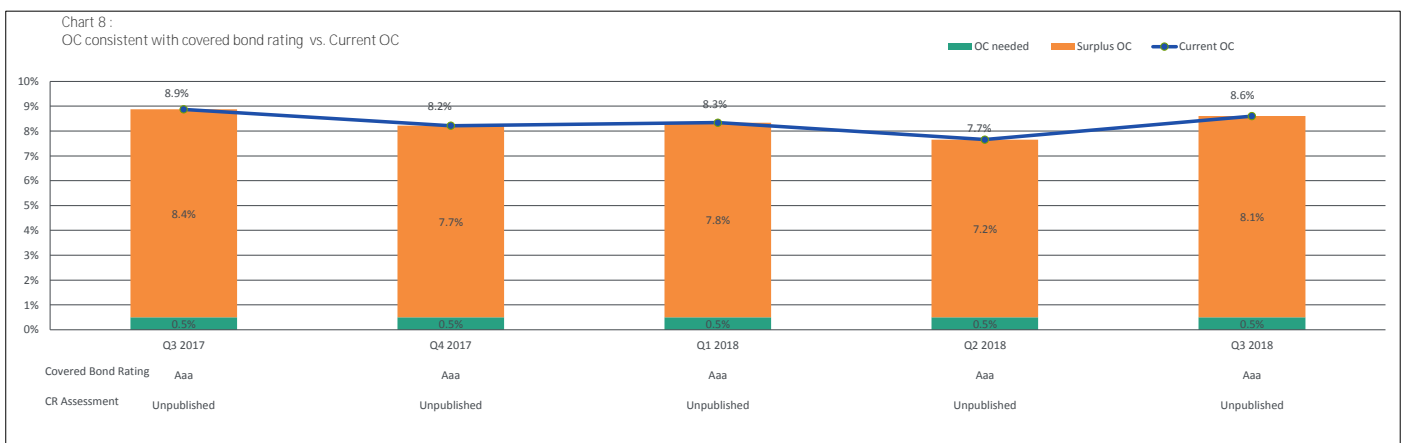
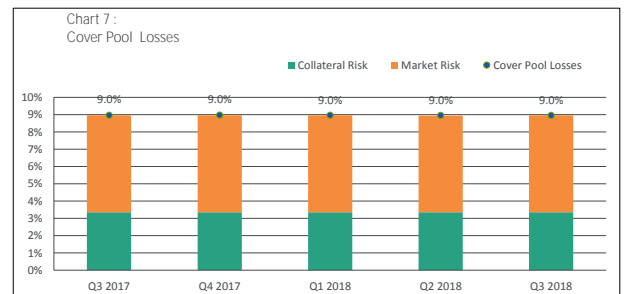
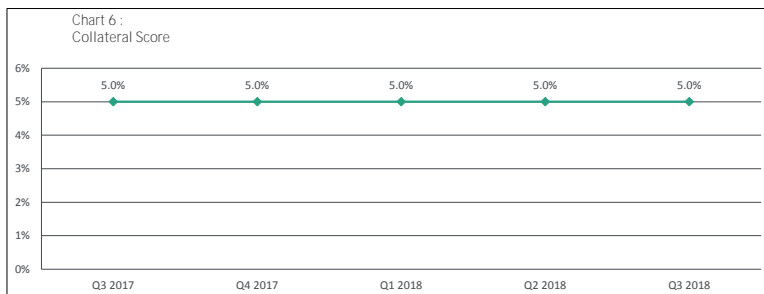
Fixed rate assets in the cover pool:	3.8%
Fixed rate covered bonds outstanding:	62.0%
WAL of outstanding covered bonds:	3.1 years
WAL of the cover pool:	18.3 years

Swap Arrangements

Interest rate swap(s) in the Cover Pool:	Yes
Intra-group interest rate swap(s) provider(s):	No
Currency swap(s) in the Cover Pool:	Yes
Intra-group currency swap(s) provider(s):	No



VI. Performance Evolution



This publication does not announce a credit rating action. For any credit ratings referenced in this publication, please see the ratings tab on the issuer/entity page on www.moodys.com for the most updated credit rating action information and rating history.

(note 5) This assumes no prepayment.

(note 6) Based on principal flows only. Assumptions include no prepayments, principal collections limited to the portion of assets that make up the amount of the liabilities plus committed OC, no further CB issuance and no further assets added to the cover pool.

(note 7) Assumptions include swaps in place in Cover Pool, no prepayment and no further CB issuance.

VII. Cover Pool Information - Residential Assets

Overview

Asset type:	Residential
Asset balance:	183,550,786,922
Average loan balance:	1,414,203
Number of loans:	129,791
Number of borrowers:	126,675
Number of properties:	128,160
WA remaining term (in months):	256
WA seasoning (in months):	44

Details on LTV

WA unindexed LTV: Whole Loan / Senior Loan (*)	63.4% / 59.8%
WA Indexed LTV: Whole Loan / Senior Loan:	55.3% / 52.0%
Valuation type:	Market Value
LTV threshold:	75.0%
Junior ranks:	3.6%
Prior ranks:	0.0%

Junior ranks are equal to the delta between unindexed whole loan WA LTV (including internal junior ranks) and unindexed senior loan WA LTV (excluding internal junior ranks).
 Unindexed LTV on whole loan basis includes junior ranks at parent bank level. Indexed LTV on senior loan basis as in cover pool.

Specific Loan and Borrower characteristics

Loans with an external guarantee in addition to a mortgage:	0.0%
Interest only Loans / Flex Loans	0.0% / 25.7%
Loans for second homes / Vacation:	0.6%
Buy to let loans / Non owner occupied properties:	0.0%
Limited income verified:	0.0%
Adverse credit characteristics	0.0%

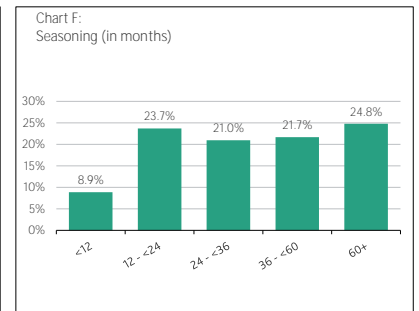
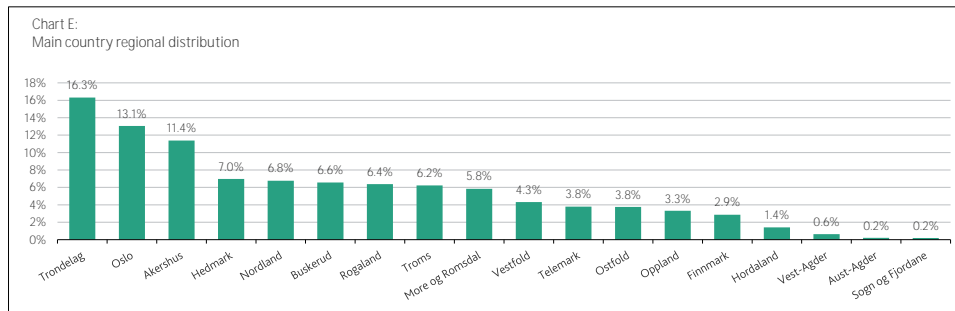
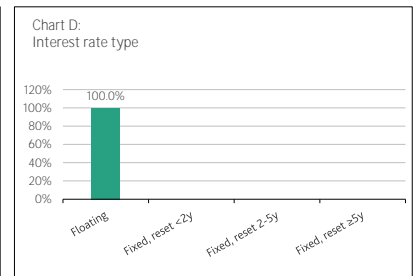
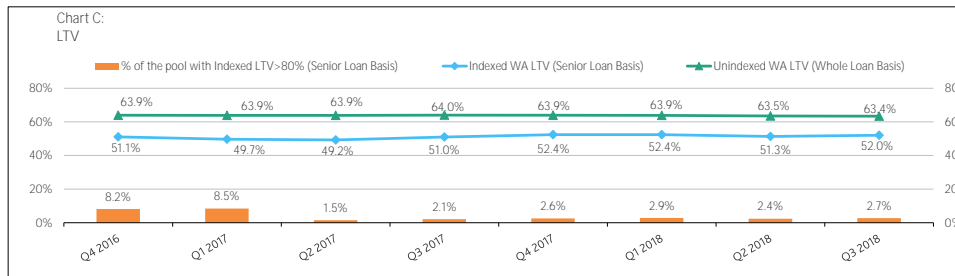
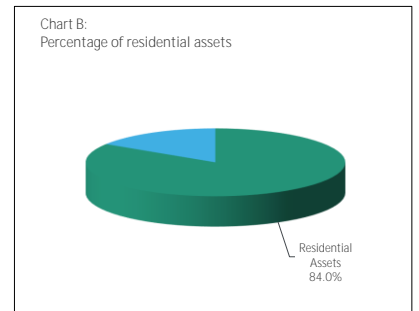
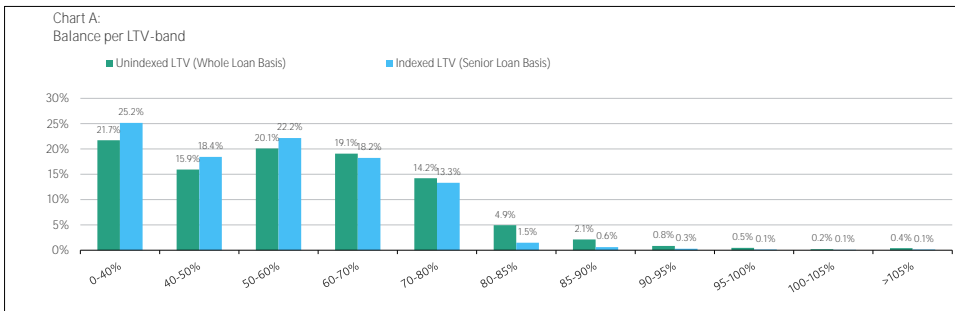
Interest only loans includes loans which currently are in an initial interest only period before they start amortising.
 Flexloans have an amortisation profile and can be re-drawn by the customer up to a certain limit.

Performance

Loans in arrears (≥ 2months - < 6months):	0.0%
Loans in arrears (≥ 6months - < 12months):	0.0%
Loans in arrears (≥ 12months):	0.0%
Loans in a foreclosure procedure:	0.0%

Multi-Family Properties

Loans to tenants of tenant-owned Housing Cooperatives:	0.0%
Other type of Multi-Family loans (**)	0.0%



(note *) may be based on property value at time of origination or further advance or borrower refinancing.
 (note **) This "other" type refers to loans directly to Housing Cooperatives and to Landlords of Multi-Family properties (not included in Buy to Let).

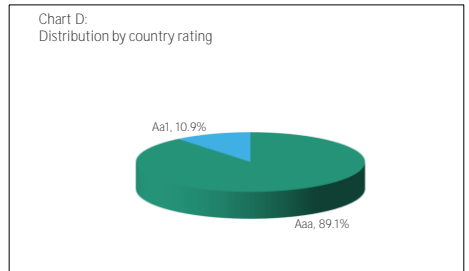
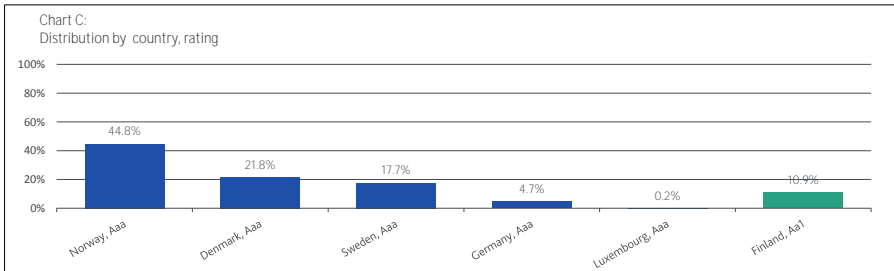
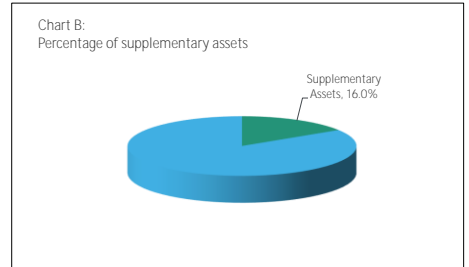
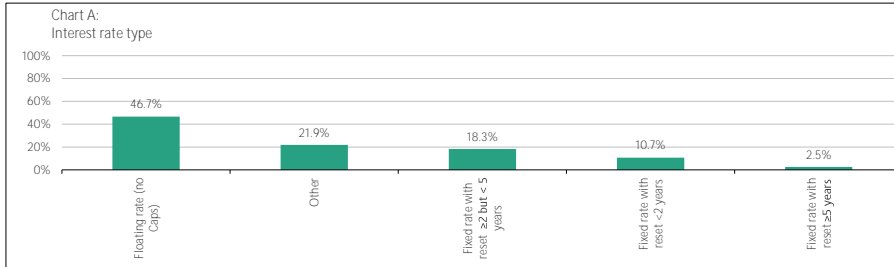
VIII. Cover Pool Information - Supplementary Assets

Overview

Asset type:	Supplementary Assets
Asset balance:	34,931,661,888
WA remaining Term (in months):	20
Number of assets:	111
Number of borrowers:	89
Average assets size:	314,699,657
Average exposure to borrowers:	392,490,583

Specific Loan and Borrower characteristics

Repo eligible assets:	93.5%
Percentage of fixed rate assets:	31.5%
Percentage of bullet assets:	100.0%
Assets in non-domestic currency:	32.7%
Performance	
Assets in arrears (≥ 2months - < 6months):	0.0%
Assets in arrears (≥ 6months - < 12months):	0.0%
Assets in arrears (> 12months):	0.0%
Assets in a enforcement procedure:	0.0%



IX. Swap Information

Counterparty	Type	Notional Amount	Collateral trigger	Replacement Trigger
Total	Total	n/d		
	Currency	n/d		
	Interest rate	n/d		
DNB	Subtotal	n/d		
	Currency	n/d	n/a	n/a
	Interest rate	n/d	n/a	n/a
NORDEA	Subtotal	n/d		
	Currency	n/d	n/a	n/a
	Interest rate	n/d	n/a	n/a
HVB	Subtotal	n/d		
	Currency	n/d		
	Interest rate	n/d	n/a	n/a
SEB	Subtotal	n/d		
	Currency	n/d	n/a	n/a
	Interest rate	n/d	n/a	n/a
Swedbank	Subtotal	n/d		
	Currency	n/d	n/a	n/a
	Interest rate	n/d	n/a	n/a
Credit Agricool	Subtotal	n/d		
	Currency	n/d	n/a	n/a
	Interest rate	n/d	n/a	n/a
ING	Subtotal	n/d		
	Currency	n/d	n/a	n/a
	Interest rate	-		
HSBC	Subtotal	n/d		
	Currency	n/d	n/a	n/a
	Interest rate	-		
Danske Bank	Subtotal	n/d		
	Currency	n/d	n/a	n/a
	Interest rate	-		
Natixis	Subtotal	n/d		
	Currency	n/d	n/a	n/a
	Interest rate	-		

X. Liabilities Information: Last 50 Issuances

ISIN	Series Number	Currency	Outstanding Amount	Issuance Date	Expected Maturity	Legal Final Maturity	Interest Rate Type	Coupon	Principal Payment
XS1839386908	EUR Series 3/2018	EUR	1,000,000,000	19/06/2018	19/06/2023	18/06/2024	Fixed rate	0.375%	BULLE
XS1808327693	GBP Series 2/2018	GBP	250,000,000	18/04/2018	18/12/2023	17/12/2024	Fixed rate	1.750%	BULLE
XS1760129608	EUR Series 1/2018	EUR	1,000,000,000	30/01/2018	30/01/2025	30/01/2026	Fixed rate	0.500%	BULLE
XS1716371049	GBP Series 5/2017	GBP	500,000,000	14/11/2017	14/11/2022	14/11/2023	Floating rate	3 month LIBOR + 27 bps	BULLE
NO0010809353	NOK Series 4/2017	NOK	8,500,000,000	01/11/2017	15/06/2023	14/06/2024	Floating rate	3 month NIBOR + 39 bps	BULLE
XS1637099026	EUR Series 3/2017	EUR	1,000,000,000	26/06/2017	26/06/2024	26/06/2025	Fixed rate	0.375%	BULLE
XS1555317897	EUR Series 2/2017	EUR	1,000,000,000	25/01/2017	25/01/2022	25/01/2023	Fixed rate	0.050%	BULLE
XS1551914143	EUR Series 1/2017	EUR	20,000,000	19/01/2017	19/01/2027	19/01/2028	Floating rate	3 month LIBOR + 100 bps	BULLE
NO0010778764	NOK Series 8/2016	NOK	930,000,000	25/11/2016	25/11/2026	25/11/2027	Fixed rate	2.100%	BULLE
XS1482554075	EUR Series 7/2016	EUR	1,000,000,000	30/08/2016	30/08/2026	30/08/2027	Fixed rate	0.250%	BULLE
XS1394910688	EUR Series 6/2016	EUR	30,000,000	12/04/2016	12/01/2026	12/01/2027	Fixed rate	0.720%	BULLE
NO0010760804	NOK Series 5/2016	NOK	9,500,000,000	08/04/2016	15/06/2022	15/06/2023	Floating rate	3 month NIBOR + 74 bps	BULLE
NO0010760176	NOK Series 4/2016	NOK	2,400,000,000	22/03/2016	22/06/2028	22/06/2029	Fixed rate	2.380%	BULLE
XS1377237869	EUR Series 3/2016	EUR	1,000,000,000	09/03/2016	09/03/2023	08/03/2024	Fixed rate	0.375%	BULLE
XS1373138988	EUR Series 2/2016	EUR	15,000,000	01/03/2016	01/03/2024	01/03/2025	Floating rate	3 month LIBOR + 60 bps	BULLE
NO0010756885	NOK Series 1/2016	NOK	2,200,000,000	02/02/2016	15/06/2022	15/06/2023	Fixed rate	1.900%	BULLE
XS1320110791	EUR Series 4/2015	EUR	1,500,000,000	12/11/2015	12/11/2018	12/11/2019	Fixed rate	0.125%	BULLE
PP0NF615	Private Placement	EUR	50,000,000	07/10/2015	07/10/2027	06/10/2028	Fixed rate	1.280%	BULLE
XS1285867419	EUR Series 3/2015	EUR	1,000,000,000	04/09/2015	05/09/2022	05/09/2023	Fixed rate	0.750%	BULLE
NO0010730047	Nok Series 2/2015	NOK	3,350,000,000	29/01/2015	16/06/2021	16/06/2022	Fixed rate	1.500%	BULLE
NO0010730005	Nok Series 1/2015	NOK	9,650,000,000	28/01/2015	16/06/2021	16/06/2022	Floating rate	3 month NIBOR + 22 bps	BULLE
NO0010725021	NOK Series 1/2014	NOK	80,000,000	03/12/2014	03/12/2020	03/12/2021	Fixed rate	1.900%	BULLE
XS0995022661	EUR Series 5/2013	EUR	1,000,000,000	19/11/2013	20/01/2020	19/01/2021	Fixed rate	1.500%	BULLE
SPABOL EUR 10/28	Private Placement	EUR	20,000,000	31/10/2013	31/10/2028	31/10/2029	Fixed rate	2.590%	BULLE
SPABOL PP1 10/25	Private Placement	EUR	108,000,000	01/10/2013	01/10/2025	01/10/2026	Fixed rate	2.555%	BULLE
SPABOL EUR 09/25	Private Placement	EUR	20,000,000	11/09/2013	11/09/2025	11/09/2026	Fixed rate	2.555%	BULLE
XS0942804351	EUR Series 4/2013	EUR	1,000,000,000	12/06/2013	12/06/2020	12/06/2021	Fixed rate	1.500%	BULLE
NO0010670508	NOK Series 1/2013	NOK	9,000,000,000	22/01/2013	17/06/2020	17/06/2021	Floating rate	3 month NIBOR + 55 bps	BULLE
XS0858653230	USD Series 7/2012	USD	250,000,000	16/11/2012	15/11/2019	14/11/2020	Fixed rate	1.750%	BULLE
US84650WAE66	USD Series 7/2012	USD	1,000,000,000	16/11/2012	15/11/2019	14/11/2020	Fixed rate	1.750%	BULLE
NO0010657596	NOK Series 6/2012	NOK	7,850,000,000	10/09/2012	10/09/2019	09/09/2020	Floating rate	3 month NIBOR + 63 bps	BULLE
SPABOL EUR 08/24	Private Placement	EUR	152,000,000	20/08/2012	20/08/2024	20/08/2025	Fixed rate	2.385%	BULLE
NO0010655368	NOK Series 4/2012	NOK	2,050,000,000	07/08/2012	07/08/2019	06/08/2020	Fixed rate	3.400%	BULLE
NO0010646904	SEK Series 3/2012	SEK	250,000,000	23/05/2012	23/05/2022	23/05/2023	Fixed rate	3.250%	BULLE
XS0738895373	EUR Series 1/2012	EUR	1,250,000,000	01/02/2012	01/02/2019	01/02/2020	Fixed rate	2.750%	BULLE
NO0010625460	NOK Series 7/2011	NOK	1,650,000,000	05/10/2011	05/10/2026	05/10/2027	Fixed rate	4.750%	BULLE
XS0674396782	EUR Series 6/2011	EUR	850,000,000	31/08/2011	07/09/2021	07/09/2022	Fixed rate	3.375%	BULLE
NO0010622137	NOK Series 4/2011	NOK	3,020,000,000	15/07/2011	15/07/2022	15/07/2023	Fixed rate	5.000%	BULLE
XS0587952085	EUR Series 1/2011	EUR	1,000,000,000	03/02/2011	03/02/2021	03/02/2022	Fixed rate	4.000%	BULLE
SPABOL EUR 01/21	Private Placement	EUR	12,000,000	28/01/2011	28/01/2021	28/01/2022	Fixed rate	3.805%	BULLE
SPABOL EU2 01/21	Private Placement	EUR	105,000,000	26/01/2011	26/01/2021	26/01/2022	Fixed rate	3.800%	BULLE
SPABOL EUR 09/19	Private Placement	EUR	60,000,000	18/09/2008	18/09/2019	17/09/2020	Fixed rate	5.013%	BULLE

© 2019 Moody's Corporation, Moody's Investors Service, Inc., Moody's Analytics, Inc. and/or their licensors and affiliates (collectively, "MOODY'S"). All rights reserved.

CREDIT RATINGS ISSUED BY MOODY'S INVESTORS SERVICE, INC. AND ITS RATINGS AFFILIATES ("MIS") ARE MOODY'S CURRENT OPINIONS OF THE RELATIVE FUTURE CREDIT RISK OF ENTITIES, CREDIT COMMITMENTS, OR DEBT OR DEBT-LIKE SECURITIES, AND MOODY'S PUBLICATIONS MAY INCLUDE MOODY'S CURRENT OPINIONS OF THE RELATIVE FUTURE CREDIT RISK OF ENTITIES, CREDIT COMMITMENTS, OR DEBT OR DEBT-LIKE SECURITIES. MOODY'S DEFINES CREDIT RISK AS THE RISK THAT AN ENTITY MAY NOT MEET ITS CONTRACTUAL FINANCIAL OBLIGATIONS AS THEY COME DUE AND ANY ESTIMATED FINANCIAL LOSS IN THE EVENT OF DEFAULT OR IMPAIRMENT. SEE MOODY'S RATING SYMBOLS AND DEFINITIONS PUBLICATION FOR INFORMATION ON THE TYPES OF CONTRACTUAL FINANCIAL OBLIGATIONS ADDRESSED BY MOODY'S RATINGS. CREDIT RATINGS DO NOT ADDRESS ANY OTHER RISK, INCLUDING BUT NOT LIMITED TO: LIQUIDITY RISK, MARKET VALUE RISK, OR PRICE VOLATILITY. CREDIT RATINGS AND MOODY'S OPINIONS INCLUDED IN MOODY'S PUBLICATIONS ARE NOT STATEMENTS OF CURRENT OR HISTORICAL FACT. MOODY'S PUBLICATIONS MAY ALSO INCLUDE QUANTITATIVE MODEL-BASED ESTIMATES OF CREDIT RISK AND RELATED OPINIONS OR COMMENTARY PUBLISHED BY MOODY'S ANALYTICS, INC. CREDIT RATINGS AND MOODY'S PUBLICATIONS DO NOT CONSTITUTE OR PROVIDE INVESTMENT OR FINANCIAL ADVICE, AND CREDIT RATINGS AND MOODY'S PUBLICATIONS ARE NOT AND DO NOT PROVIDE RECOMMENDATIONS TO PURCHASE, SELL, OR HOLD PARTICULAR SECURITIES. NEITHER CREDIT RATINGS NOR MOODY'S PUBLICATIONS COMMENT ON THE SUITABILITY OF AN INVESTMENT FOR ANY PARTICULAR INVESTOR. MOODY'S ISSUES ITS CREDIT RATINGS AND PUBLISHES MOODY'S PUBLICATIONS WITH THE EXPECTATION AND UNDERSTANDING THAT EACH INVESTOR WILL, WITH DUE CARE, MAKE ITS OWN STUDY AND EVALUATION OF EACH SECURITY THAT IS UNDER CONSIDERATION FOR PURCHASE, HOLDING, OR SALE.

MOODY'S CREDIT RATINGS AND MOODY'S PUBLICATIONS ARE NOT INTENDED FOR USE BY RETAIL INVESTORS AND IT WOULD BE RECKLESS AND INAPPROPRIATE FOR RETAIL INVESTORS TO USE MOODY'S CREDIT RATINGS OR MOODY'S PUBLICATIONS WHEN MAKING AN INVESTMENT DECISION. IF IN DOUBT YOU SHOULD CONTACT YOUR FINANCIAL OR OTHER PROFESSIONAL ADVISER.

ALL INFORMATION CONTAINED HEREIN IS PROTECTED BY LAW, INCLUDING BUT NOT LIMITED TO, COPYRIGHT LAW, AND NONE OF SUCH INFORMATION MAY BE COPIED OR OTHERWISE REPRODUCED, REPACKAGED, FURTHER TRANSMITTED, TRANSFERRED, DISSEMINATED, REDISTRIBUTED OR RESOLD, OR STORED FOR SUBSEQUENT USE FOR ANY SUCH PURPOSE, IN WHOLE OR IN PART, IN ANY FORM OR MANNER OR BY ANY MEANS WHATSOEVER, BY ANY PERSON WITHOUT MOODY'S PRIOR WRITTEN CONSENT.

CREDIT RATINGS AND MOODY'S PUBLICATIONS ARE NOT INTENDED FOR USE BY ANY PERSON AS A BENCHMARK AS THAT TERM IS DEFINED FOR REGULATORY PURPOSES AND MUST NOT BE USED IN ANY WAY THAT COULD RESULT IN THEM BEING CONSIDERED A BENCHMARK.

All information contained herein is obtained by MOODY'S from sources believed by it to be accurate and reliable. Because of the possibility of human or mechanical error as well as other factors, however, all information contained herein is provided "AS IS" without warranty of any kind. MOODY'S adopts all necessary measures so that the information it uses in assigning a credit rating is of sufficient quality and from sources MOODY'S considers to be reliable including, when appropriate, independent third-party sources. However, MOODY'S is not an auditor and cannot in every instance independently verify or validate information received in the rating process or in preparing the Moody's publications.

To the extent permitted by law, MOODY'S and its directors, officers, employees, agents, representatives, licensors and suppliers disclaim liability to any person or entity for any indirect, special, consequential, or incidental losses or damages whatsoever arising from or in connection with the information contained herein or the use of or inability to use any such information, even if MOODY'S or any of its directors, officers, employees, agents, representatives, licensors or suppliers is advised in advance of the possibility of such losses or damages, including but not limited to: (a) any loss of present or prospective profits or (b) any loss or damage arising where the relevant financial instrument is not the subject of a particular credit rating assigned by MOODY'S.

To the extent permitted by law, MOODY'S and its directors, officers, employees, agents, representatives, licensors and suppliers disclaim liability for any direct or compensatory losses or damages caused to any person or entity, including but not limited to by any negligence (but excluding fraud, willful misconduct or any other type of liability that, for the avoidance of doubt, by law cannot be excluded) on the part of, or any contingency within or beyond the control of, MOODY'S or any of its directors, officers, employees, agents, representatives, licensors or suppliers, arising from or in connection with the information contained herein or the use of or inability to use any such information.

NO WARRANTY, EXPRESS OR IMPLIED, AS TO THE ACCURACY, TIMELINESS, COMPLETENESS, MERCHANTABILITY OR FITNESS FOR ANY PARTICULAR PURPOSE OF ANY CREDIT RATING OR OTHER OPINION OR INFORMATION IS GIVEN OR MADE BY MOODY'S IN ANY FORM OR MANNER WHATSOEVER.

Moody's Investors Service, Inc., a wholly-owned credit rating agency subsidiary of Moody's Corporation ("MCO"), hereby discloses that most issuers of debt securities (including corporate and municipal bonds, debentures, notes and commercial paper) and preferred stock rated by Moody's Investors Service, Inc. have, prior to assignment of any rating, agreed to pay to Moody's Investors Service, Inc. for ratings opinions and services rendered by it fees ranging from \$1,000 to approximately \$2,700,000. MCO and MIS also maintain policies and procedures to address the independence of MIS's ratings and rating processes. Information regarding certain affiliations that may exist between directors of MCO and rated entities, and between entities who hold ratings from MIS and have also publicly reported to the SEC an ownership interest in MCO of more than 5%, is posted annually at www.moody's.com under the heading "Investor Relations — Corporate Governance — Director and Shareholder Affiliation Policy."

Additional terms for Australia only: Any publication into Australia of this document is pursuant to the Australian Financial Services License of MOODY'S affiliate, Moody's Investors Service Pty Limited ABN 61 003 399 657/AFSL 336969 and/or Moody's Analytics Australia Pty Ltd ABN 94 105 136 972/AFSL 383569 (as applicable). This document is intended to be provided only to "wholesale clients" within the meaning of section 761G of the Corporations Act 2001. By continuing to access this document from within Australia, you represent to MOODY'S that you are, or are accessing the document as a representative of, a "wholesale client" and that neither you nor the entity you represent will directly or indirectly disseminate this document or its contents to "retail clients" within the meaning of section 761G of the Corporations Act 2001. MOODY'S credit rating is an opinion as to the creditworthiness of a debt obligation of the issuer, not on the equity securities of the issuer or any form of security that is available to retail investors.

Additional terms for Japan only: Moody's Japan K.K. ("MJKK") is a wholly-owned credit rating agency subsidiary of Moody's Group Japan G.K., which is wholly-owned by Moody's Overseas Holdings Inc., a wholly-owned subsidiary of MCO. Moody's SF Japan K.K. ("MSFJ") is a wholly-owned credit rating agency subsidiary of MJKK. MSFJ is not a Nationally Recognized Statistical Rating Organization ("NRSRO"). Therefore, credit ratings assigned by MSFJ are Non-NRSRO Credit Ratings. Non-NRSRO Credit Ratings are assigned by an entity that is not a NRSRO and, consequently, the rated obligation will not qualify for certain types of treatment under U.S. laws. MJKK and MSFJ are credit rating agencies registered with the Japan Financial Services Agency and their registration numbers are FSA Commissioner (Ratings) No. 2 and 3 respectively.

MJKK or MSFJ (as applicable) hereby disclose that most issuers of debt securities (including corporate and municipal bonds, debentures, notes and commercial paper) and preferred stock rated by MJKK or MSFJ (as applicable) have, prior to assignment of any rating, agreed to pay to MJKK or MSFJ (as applicable) for ratings opinions and services rendered by it fees ranging from JPY125,000 to approximately JPY250,000,000.

MJKK and MSFJ also maintain policies and procedures to address Japanese regulatory requirements.